

Thank you for downloading! I hope your students have fun and enjoy learning with this product.

FREEBIE

Your ~~purchase~~ ^{download} licenses you to use this product for your own classroom or personal use. You may not alter, sell, give away or claim any part of this product, electronically or by hard copy. This product may only be shared with your students in your classroom for distance learning while using secure and password protected platforms. This product may not be uploaded or stored on a district server with shared access or used for any commercial purposes such as Outschool, etc. If you have any questions or concerns regarding this product or my store, you can contact me at southernems@comcast.net.



Follow Me @ TpT to be the first to know when new resources are added to the store!



Join my Email List at my blog, Every Day is the Weekend, for new blog post updates and freebies. If you join the Email List make sure you click TEACHER or SCHOOL STUFF ONLY.



You can also find me on Pinterest.

Thanks!

Cindy



If you like this product, you might also like these:



Don't forget to leave feedback so that you can earn credit towards future TpT purchases!

Thank you to these people for sharing their talent and helping me make this project possible.



Instructions:

Simple craft projects can serve as motivators to complete work, modify behavior, as well as practice in using fine motor skills, coloring, cutting, gluing, following directions, stamina, and vocabulary development.

So, here's a simple free craft project with many alternate uses. Choose which page needed. Guidelines for the rainbow provided on one page, no guidelines on the other to allow for more creativity.

Print on thick paper. Use bingo stampers to create the rainbow, or it could be colored or painted. Once the rainbow is completed, color the rest of the picture and add cotton to the cloud for dimension.

Additionally, students could draw a leprechaun or write a poem in the blank space.

Several versions of writing paper have been included to incorporate an additional writing component.

Clever Tom and the Leprechaun by Linda Shute is a good read-aloud.

Visit my blog post for book notes and more St Patrick's Day activities.


[St Patrick's Day Activities for Kindergarten and First Grade](#)

I hope you and your students enjoy using this activity. If you find an error or you have questions or suggestions, please email me at southernems@comcast.net.

Thanks!

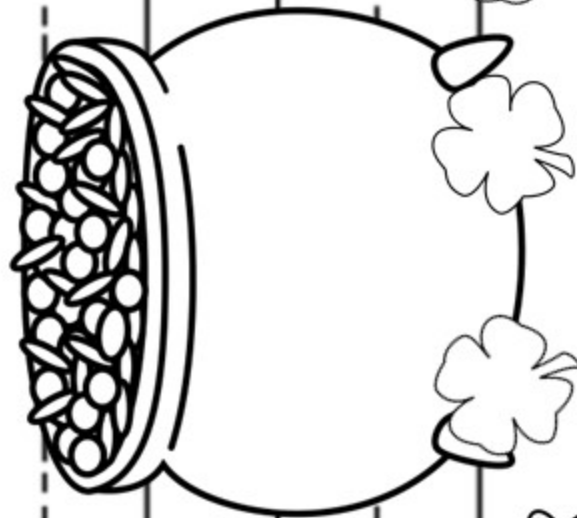
Cindy







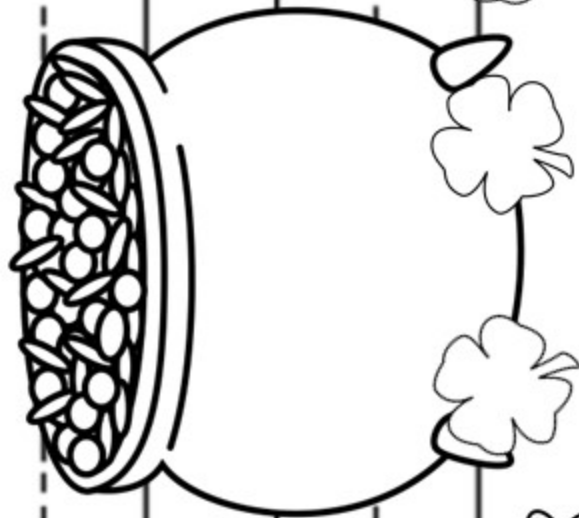
St. Patrick's Day



St. Patrick's Day Shenanigans



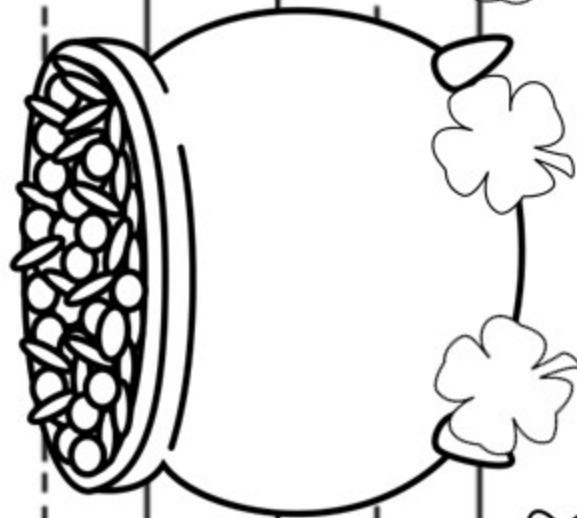
Handwriting practice area consisting of ten sets of horizontal lines. Each set includes a solid top line, a dashed middle line, and a solid bottom line, providing a guide for letter height and placement.




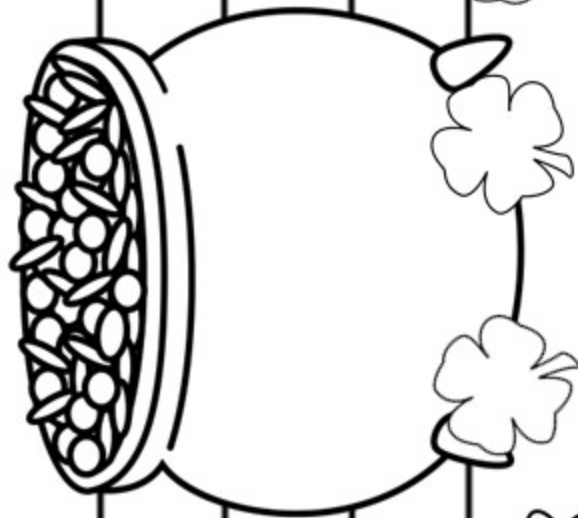
The Naughty Leprechaun



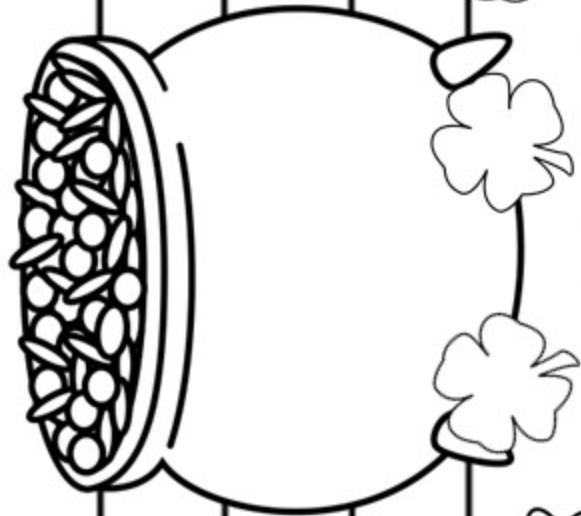
Handwriting practice lines consisting of a solid top line, a dashed middle line, and a solid bottom line, repeated across the page.



St. Patrick's Day



St. Patrick's Day Shenanigans



The Naughty Leprechaun

