

Thank you for downloading! I hope your students have fun and enjoy learning with this product.

**FREEBIE**

Your ~~purchase~~ <sup>download</sup> licenses you to use this product for your own classroom or personal use. You may not alter, sell, give away or claim any part of this product, electronically or by hard copy. This product may only be shared with your students in your classroom for distance learning while using secure and password protected platforms. This product may not be uploaded or stored on a district server with shared access or used for any commercial purposes such as Outschool, etc. If you have any questions or concerns regarding this product or my store, you can contact me at [southernems@comcast.net](mailto:southernems@comcast.net).



Follow Me @ TpT to be the first to know when new resources are added to the store!



Join my Email List at my blog, Every Day is the Weekend, for new blog post updates and freebies. If you join the Email List make sure you click TEACHER or SCHOOL STUFF ONLY.



You can also find me on Pinterest.

Thanks!

*Cindy*



If you like this product, you might also like these:



Don't forget to leave feedback so that you can earn credit towards future TpT purchases!

Thank you to these people for sharing their talent and helping me make this project possible.



## Note

The Draw Color and Write activities are samples of resources in a new, year long product line of monthly writing activities as well as year round seasonal activities already in my store.

Click below to be notified when each set of new monthly writing activities are added to the store.

Follow  
me

To save money, purchase the Writing Activity 2 Packs. Two months of daily writing activities at a better savings!



## Instructions

Two versions of the Writing Activities have been included so that you may choose which fit is best for your students .. either the wide or narrow lines.

Vocabulary words that might be used for writing are in the word box at the top of each Draw Color and Write page. (cvc words not included) You will need to go over these words several times with your students and have them follow along with you until they have a good grasp of most of the words. They can then use these words, or not, in their writing.

I read the words to my students, then we read them together, then I have them read them to me. Then, if needed, we read them together again.

Next, the students are to draw. They will need to add additional things to the picture on their paper. I start by discussing as a group some things that might be added to the picture (no pencils allowed at this time). After discussing, they draw and color.

Then, we write. I always write with my students first before turning them loose. Well, not always, but most of the time and with these activities I did. (I model, no pencils allowed for students.)

Writing is done only on a board or overhead. Not on their paper.

We worked together to write a story using the words in the box. As we wrote, we talked about when to use capitalization, ending punctuation and any other skills that needed including. I made sure to keep things at their writing level and on topic. Once the story was finished, I read the story to them, then we read it together and then they read it to me. Last, I removed the story and they worked on their own to write their own story on their paper using the words in the box if they chose.

## Instructions

I kept a watch on them to remind them to use capitalization, punctuation, spacing and spelling rules or if I needed to redirect them to keep them writing on topic. Afterwards, I read their story to them and we discussed errors using editing marks for \*revisions or \*final drafts. Reading it to them allows them to hear the errors in their writing instead of focusing on their reading.

\*depends on situation and students

For students to become confident and successful writers, they need to write DAILY

If you haven't read the blog post that I wrote on how I used these Writing Activities, and the writing process in the classroom, you can read that here for more in-depth details.

<http://www.everydayistheweekend.com/2020/05/25/kindergarten-and-first-grade-writing-activities/>

More generic ocean themed writing prompts and paper are also included.

I hope you and your students enjoy using these activities. If you find an error or you have questions or suggestions, please email me at [southernems@comcast.net](mailto:southernems@comcast.net).

Thanks!



Name \_\_\_\_\_

Draw. Color. Write.

ocean

fish

kelp

coral

creatures

animals

plants

swim



Name \_\_\_\_\_

Draw. Color. Write.



boy  
swim  
mask  
ocean

snorkel  
flippers  
jellyfish  
hermit crab



Four sets of handwriting practice lines. Each set consists of a solid top line, a dashed middle line, and a solid bottom line.

Name \_\_\_\_\_

Draw. Color. Write.

ocean

fish

kelp

coral

creatures

animals

plants

swim



---

---

---

---

---

---

---

---

---

---



Name \_\_\_\_\_

Draw. Color. Write.



boy  
swim  
mask  
ocean

snorkel  
flippers  
jellyfish  
hermit crab



---

---

---

---

---

---




---

---



---

---

Name

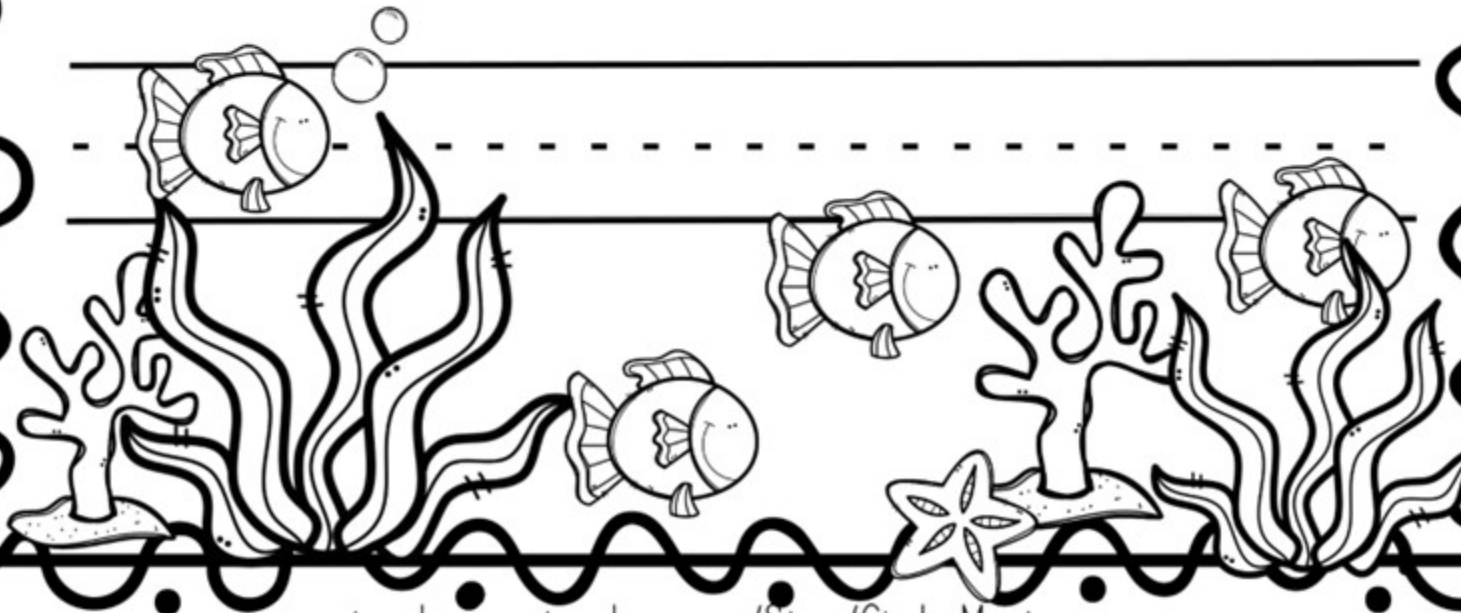


Name \_\_\_\_\_

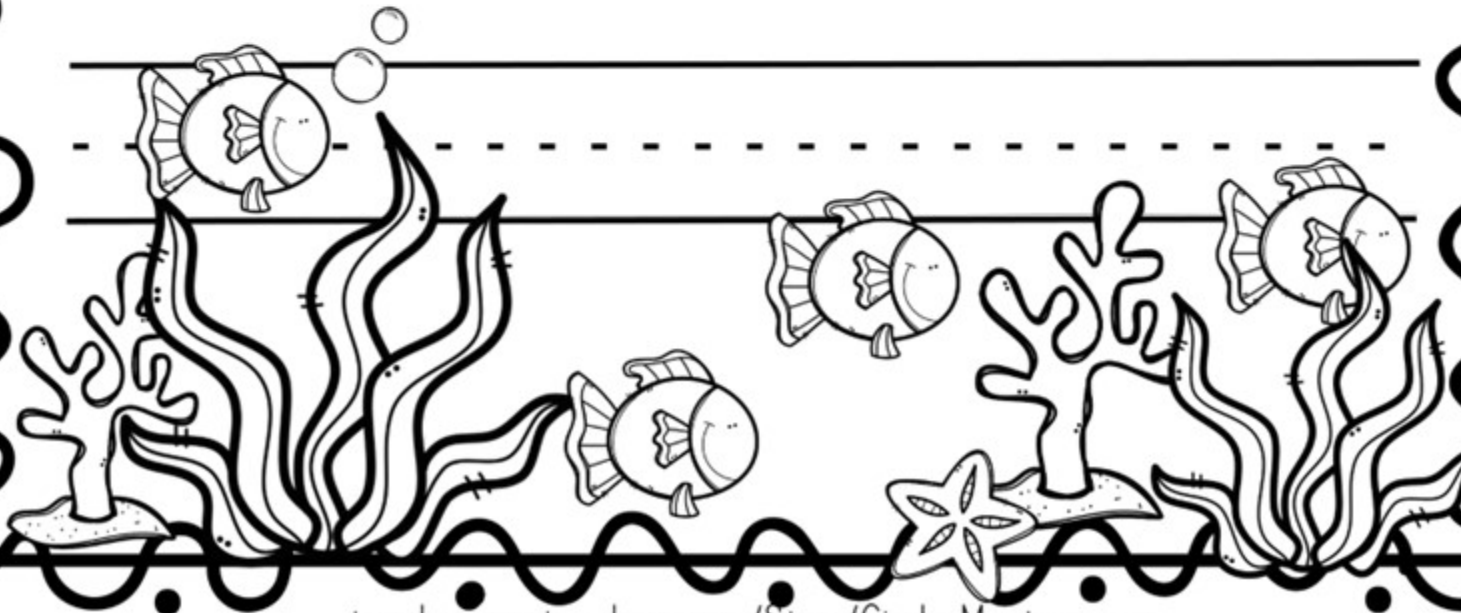




In the ocean


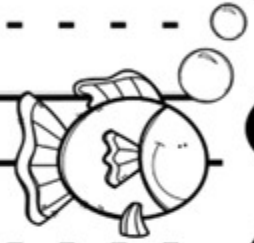

I can see




Name




Name \_\_\_\_\_




Name \_\_\_\_\_






In the ocean I can




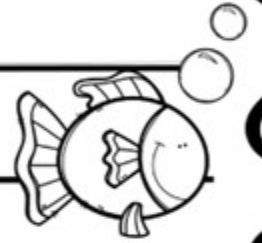
see



Name



Name





If you like these activities, you might also like these products:

**K-1 Writing Activities**  
Draw. Color. Write.

Draw. Color. Write.

**Ocean Animals**  
Emergent Reader

Draw. Color. Write.

**K-1 Writing Activities**  
Draw. Color. Write. **5 PACK**

Draw. Color. Write.

**Ocean Bingo**  
First 100 Sight Words

B	you	if	with	Perfect for EOY
N	had	that	be	
G	have	of	an	
B	other	is	in	
N	all	could	ma	
G	no	on	it	

**Ocean Counting Mats**  
Numbers 0 - 20

**FOLLOW-UP PRINTABLE**

Draw. Color. Write.

**Summer Bingo**  
LETTERS SOUNDS NUMBERS SIGHT WORDS

**3 PACK**

Draw. Color. Write.